

AAS

Web UI Kit

FOR SQUARESPACE

v1.1b



Getting Started

This is a basic UI Kit for creating for Advanced Autonomy Specialists for use with design and development of their website on Squarespace. This library includes examples of the styles and components used within Squarespace. There are additional styles and examples displays within this document that will require additional development beyond using the drag and drop editor within Squarespace.

Using the UI Kit

You can use this UI Kit as a sticker sheet for copying and pasting the components you need. You can also publish the library to access the UI Kit styles, variables and components from the **Assets** panel.

UI Kit Organization

Each component is organized on its own page in the UI kit.

Variants & Component Properties

Both variants and component properties are used to optimize component configuration and performance.

Select the component instance you'd like to configure and change the properties in the design tab on the right sidebar.

What's New

This is the first iteration of the UI Kit for Advanced Autonomy Specialists. It was created to help Maureen Page Consulting with the design and developer of the first website for AAS on the Squarespace platform.

Changelog

3/21/2024

Update Fonts, Button Components & Icons


- Change Heading font styles from Bold to Medium, added additional variants of buttons and new icons.

3/19/2024

Initial UI Kit Build

- Created basic UI Kit to help with the design and development of the company's first website.

Color



Global Text Styles

Your global styles appear across your site.

Headings	Roboto
Paragraphs	Poppins
Buttons	Poppins
Light Height	1.4rem
Miscellaneous	Poppins

Custom Theme Colors

Top level page themes.

Aa	LIGHTEST 1
Aa	LIGHT 1
Aa	BRIGHT 2
Aa	LIGHTEST 2
Aa	LIGHT 2
Aa	BRIGHT 1
Aa	DARK 1
Aa	DARK 2
Aa	DARKEST 1
Aa	DARKEST 2

Theme Colors

Blue	Gold	Grey Scale
50 EEF8FF	50 FFFE07	 White FFFFFF
100 D9EDFF	100 FFFFC1	50 F6F6F6
200 BCEIFF	200 FFFB86	100 E7E7E7
300 8ECFFF	300 FFF041	200 D1D1D1
400 59B3FF	400 FFE00D	300 B0B0B0
 500 2A8EFF	 500 FED000	400 888888
600 1B73F5	600 D19900	500 6D6D6D
700 145CE1	700 89550A	600 5D5D5D
800 174AB6	800 89550A	700 4F4F4F
900 19428F	900 74450F	800 454545
950 142957	950 442404	900 3D3D3D
		 Black 000000

Fonts

Roboto

The quick brown fox jumps over the lazy dog.

Base Size 16px

Global Text Styles

Your global styles appear across your site.

Headings **Roboto**

Paragraphs Roboto

Buttons Roboto

Light Height 1.4rem

Miscellaneous Roboto

Discover the magic of website creation

Unleash your inner creativity and watch your dreams come to life one click at a time. Embrace the journey of crafting a digital masterpiece that reflects your unique style and personality.

Global Text Styles

Headings

Headings are typically used for sections, pages, events, and more.

Changes affect all headers.

[Learn more](#)

Family	Roboto
Weight	500
Style	Normal <i>Italic</i>
Light Height	1.4rem
Letter Spacing	0em
Text Transform	None

Size

Heading 1

4rem

Heading 1

4rem

Heading 2

4rem

Heading 2

4rem

Heading 3

4rem

Heading 3

4rem

Heading 4

4rem

Heading 4

4rem

Paragraph

Paragraphs are typically used for text sections. Changes affect all paragraphs on your site.

Changes affect all paragraphs on your site.

[Learn more](#)

Family	Roboto
Weight	400 700
Style	Normal <i>Italic</i>
Light Height	1.8rem
Letter Spacing	0em
Text Transform	None

Size

Paragraph 1 **Paragraph 1**

1.4rem

Paragraph 1 ***Paragraph 1***

1.4rem

Paragraph 2 **Paragraph 2**

1.4rem

Paragraph 2 ***Paragraph 2***

1.4rem

Paragraph 3 **Paragraph 3**

1.4rem

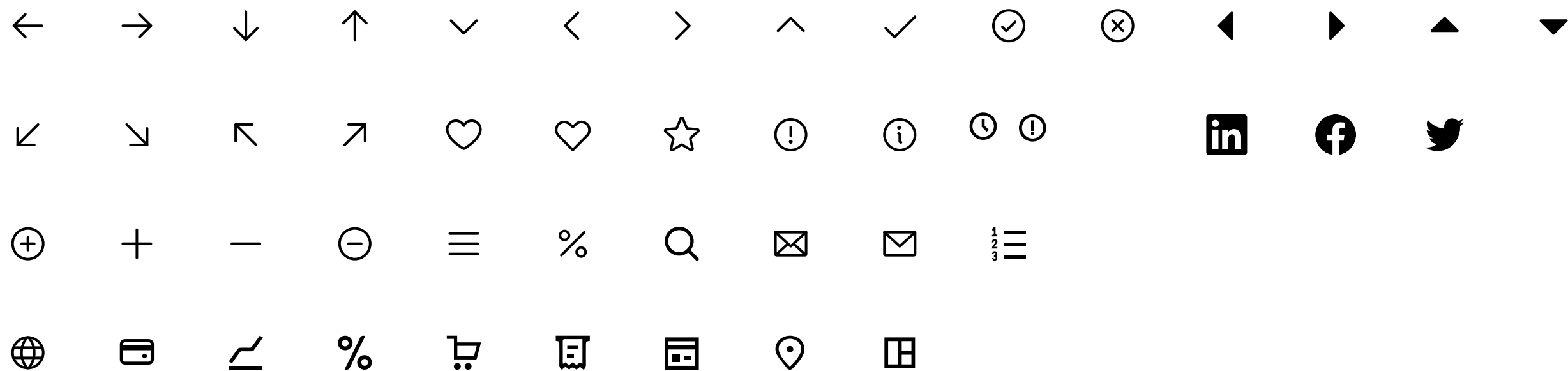
Paragraph 3 ***Paragraph 3***

1.4rem

Icons

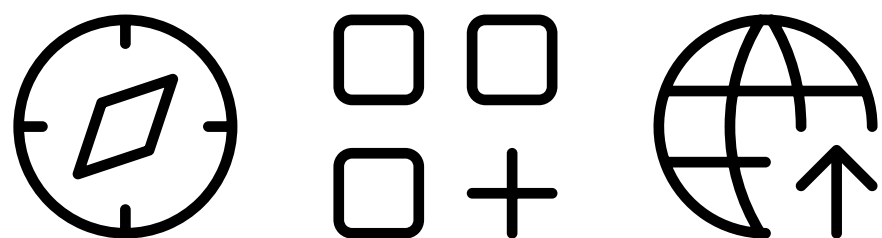
Squarespace

This is a sample of the default icons available with Squarespace.



Tabler

Tabler icons used in the initial homepage design. For more icons and how to use these within the Squarespace website, visit their page: <https://tabler.io>



Logos



Spacing

Page Width (Max) 1400px

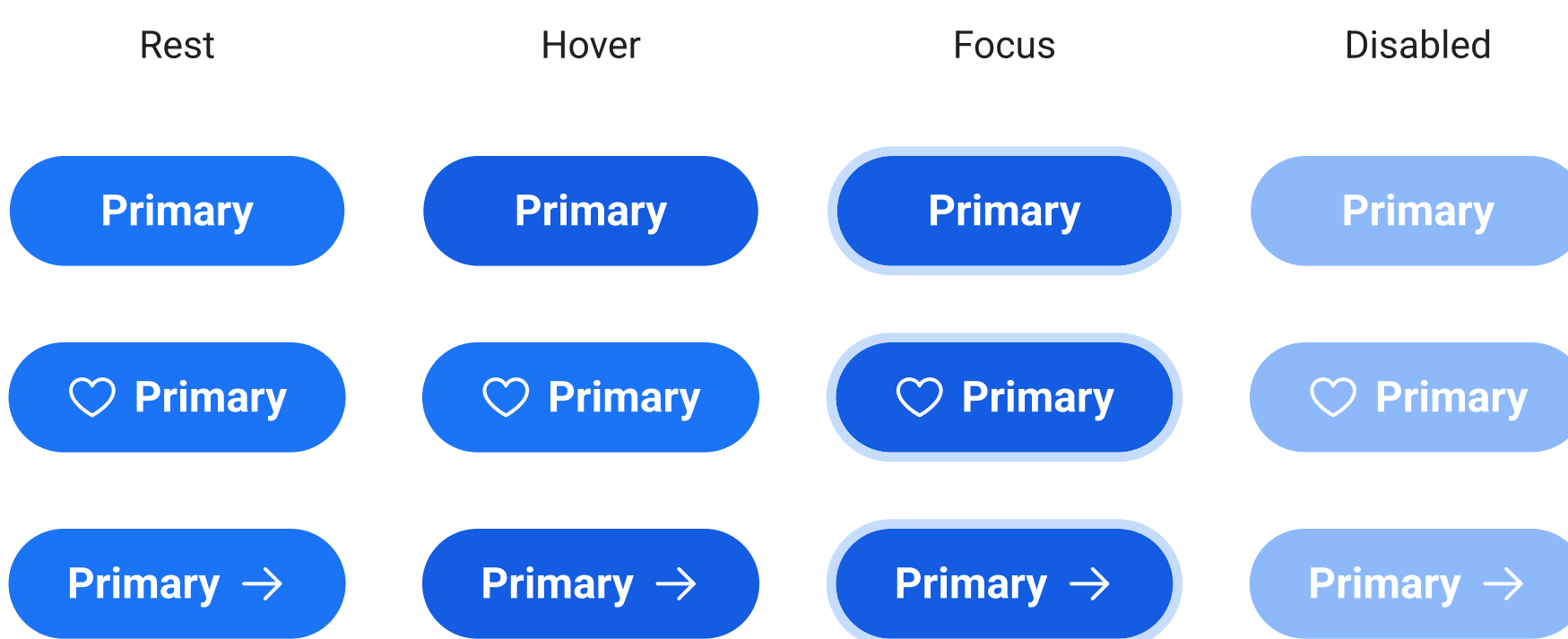
Site Margin 2vw

rem	px	example
0.125	2	.
0.25	4	▪
0.5	8	■
0.75	12	■
1	16	■
1.25	20	■
1.5	24	■
2	32	■
3	48	■
4	64	■
5	80	■
6	96	■
7	112	■
8	128	■
9	144	■
10	160	■

Buttons

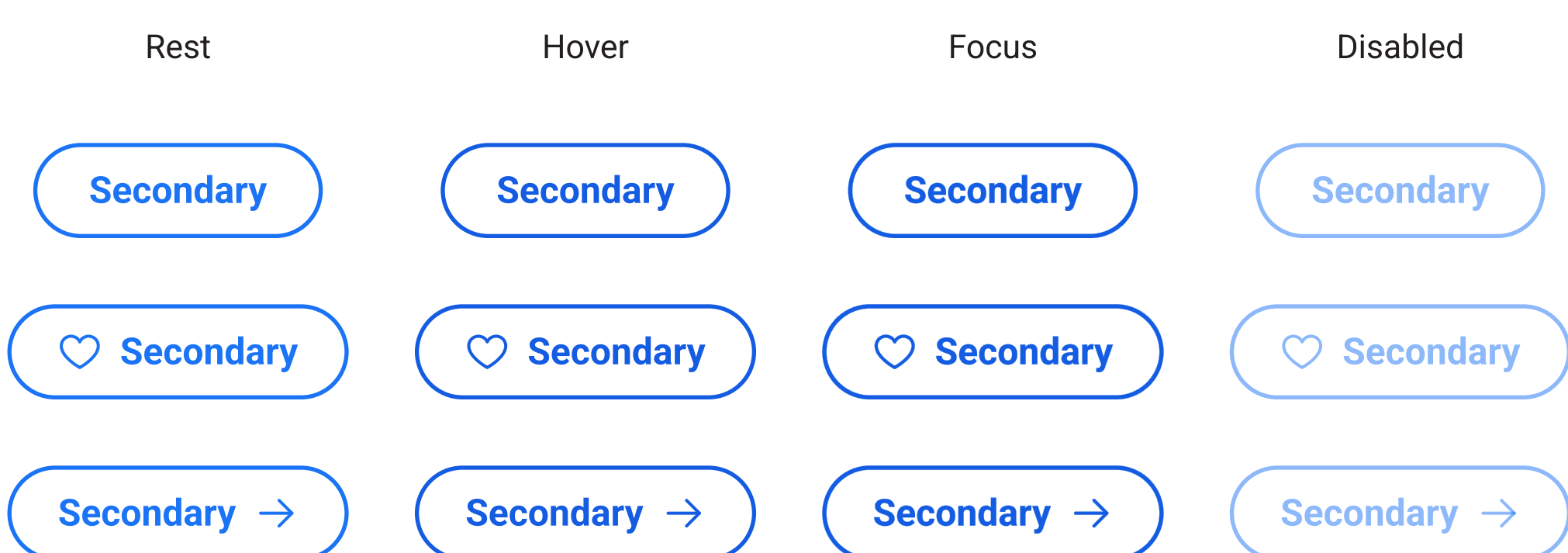
Primary

Family	Roboto
Weight	700
Style	Normal
Letter Spacing	0.02em
Text Transform	None
Size	1.125rem
Shape	Pill
Outline (Border)	2px
☐	1.5rem
☐	0.75rem



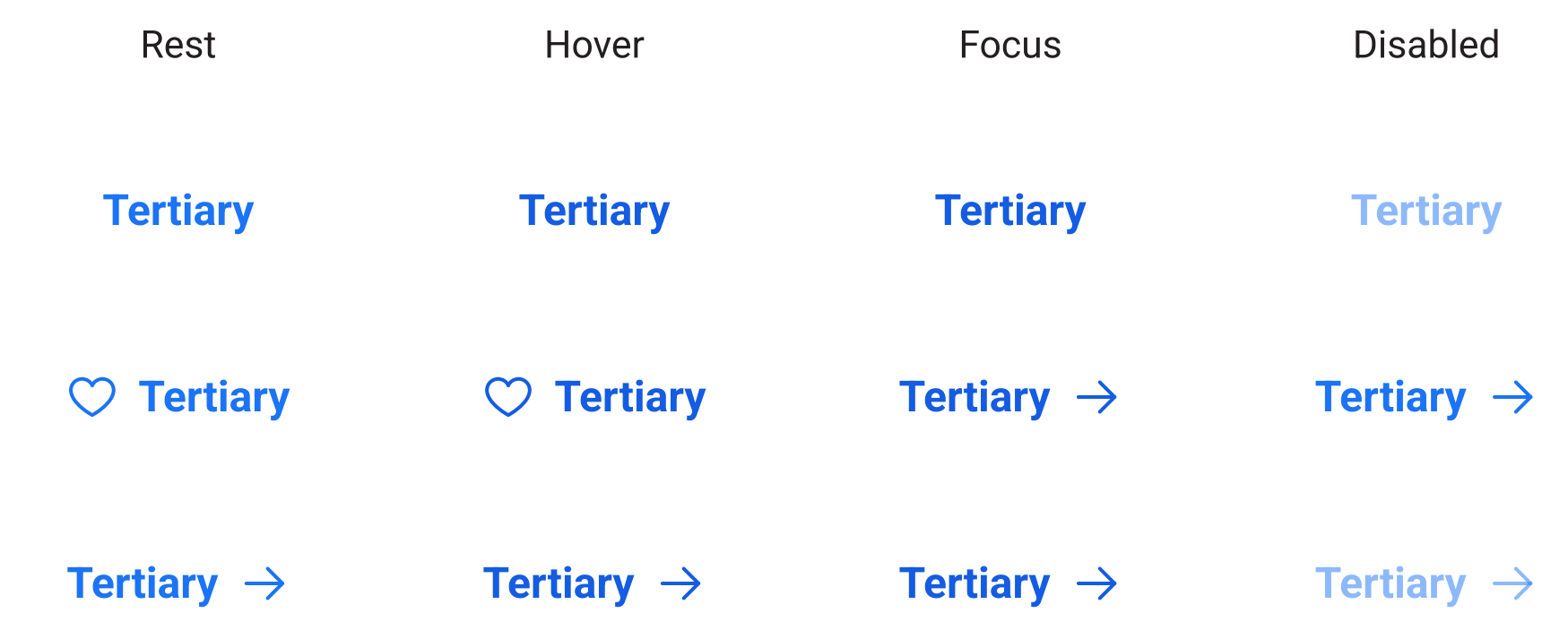
Secondary

Family	Roboto
Weight	700
Style	Normal
Letter Spacing	0.02em
Text Transform	None
Size	1.125rem
Shape	Pill
Outline (Border)	2px
☐	1.5rem
☐	0.75rem



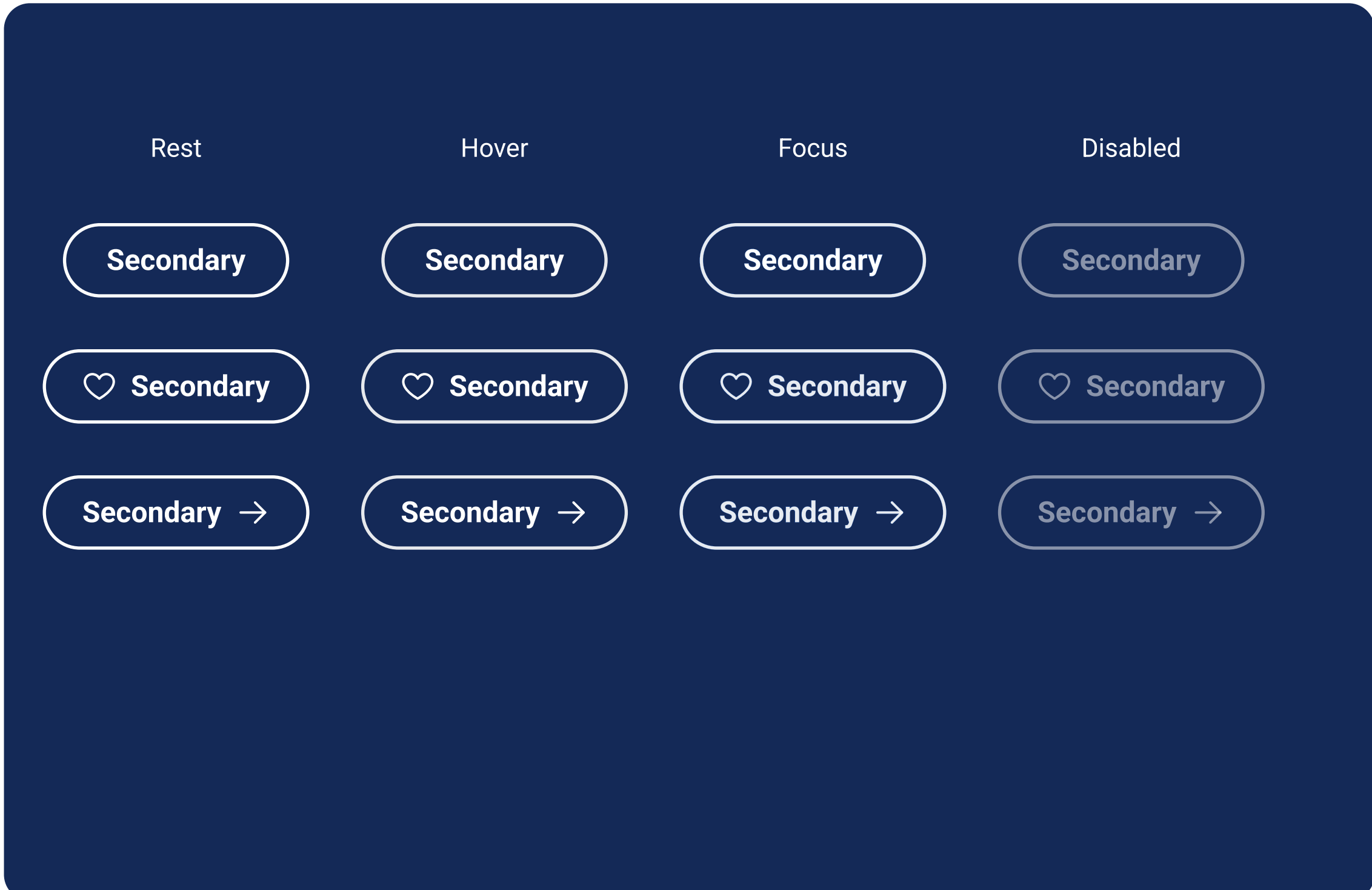
Tertiary

Family	Roboto
Weight	700
Style	Normal
Letter Spacing	0.02em
Text Transform	None
Size	1.125rem
Shape	Pill
Outline (Border)	2px
☐	1.5rem
☐	0.75rem



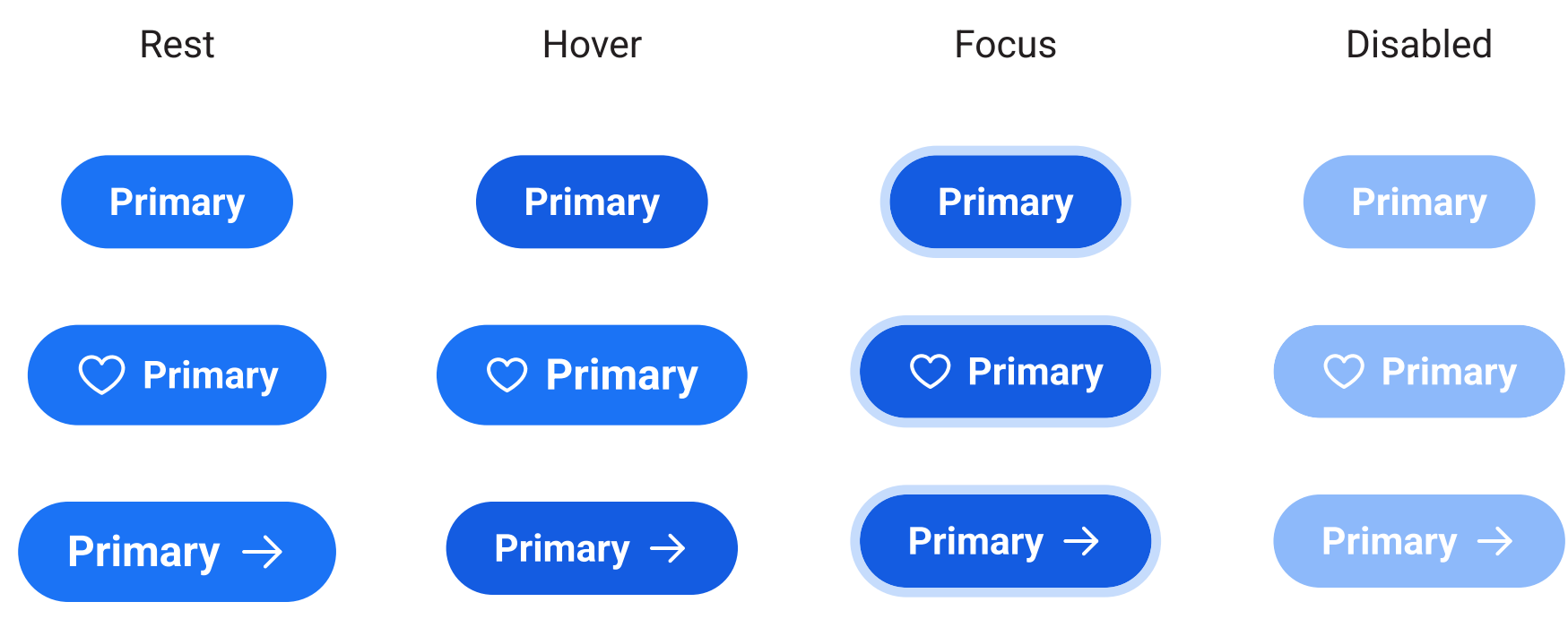
Outline Inverted

Family	Roboto
Weight	700
Style	Normal
Letter Spacing	0.02em
Text Transform	None
Size	1.125rem
Shape	Pill
Outline (Border)	2px
☐	1.5rem
☐	0.75rem



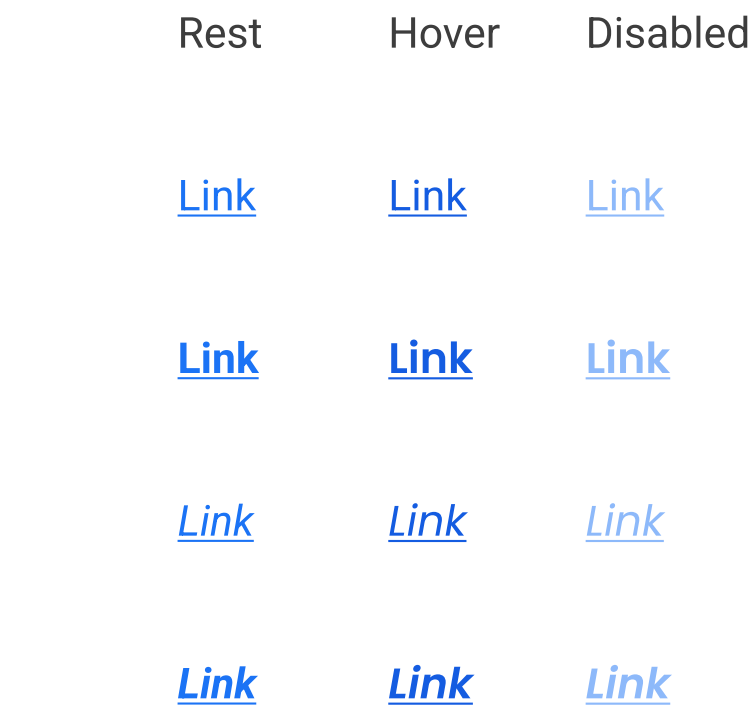
Nav

Family	Roboto
Weight	700
Style	Normal
Letter Spacing	0.02em
Text Transform	None
Size	1rem
Shape	Pill
Outline (Border)	2px
☐	1.125rem
☐	1.25rem



Link

Family	Roboto
Weight	400 700
Style	Normal <i>Italic</i>
Light Height	1.8rem
Letter Spacing	0em
Text Transform	None



Forms

Label

Placeholder

Label Label

Field Shape	Pill
Field Fill	True
Border	Normal
Padding	8px 24px
Field Options	See Below
Fonts	Poppins
Colors	See Below
Form Spacing	See Below

Form Spacing

Space Below Label	4px
Space Below Description	4px
Space Below Caption	2px
Space Below Caption	2px
Space Between Fields	20px
Space Between Columns	10px

Input Field

Rest	Label <div style="background-color: #f0f0f0; border-radius: 10px; padding: 5px; width: 150px;">Placeholder</div>
Focused	Label <div style="border: 1px solid #ccc; border-radius: 10px; padding: 5px; width: 150px;">Text</div>
Disabled	Label <div style="background-color: #f0f0f0; border-radius: 10px; padding: 5px; width: 150px;">Placeholder</div>
Rest	Label (required) <div style="background-color: #f0f0f0; border-radius: 10px; padding: 5px; width: 150px;">Placeholder</div>
Focused	Label (required) <div style="border: 1px solid #ccc; border-radius: 10px; padding: 5px; width: 150px;">Text</div>
Disabled	Label (required) <div style="background-color: #f0f0f0; border-radius: 10px; padding: 5px; width: 150px;">Placeholder</div>

Checkbox & Radio

Unchecked	<input type="checkbox"/> Label	<input type="checkbox"/> Label
Checked	<input checked="" type="checkbox"/> Label	<input checked="" type="checkbox"/> Label
Disabled	<input type="checkbox"/> Label	<input type="checkbox"/> Label

Input Field Anatomy

Label (required)

Caption

Placeholder

Caption

The example above shows the default input field element with a label, placeholder, required, and top / bottom captions.